

Increasing Education Attainment Through Stop-out Recovery Programs

Fred Hakes
Director, Continuing Studies
Indiana University Kokomo
fhakes@iuk.edu

(Indiana Pathways to College Network
Conference)

October 24, 2008



INDIANA UNIVERSITY KOKOMO

Indiana University Kokomo

- One of 8 IU campuses
- About 3000 students
- 40+ academic programs, including 4 grad programs
- Commuter campus
- Serves 11 counties



INDIANA UNIVERSITY KOKOMO

Related IU Kokomo Presentations

2003 & 2006 Sloan C International Conference on
Asynchronous Learning Networks

2006 17th International Conference on
College Teaching and Learning
6th Purdue National Conference on
Teaching and Learning with Technology

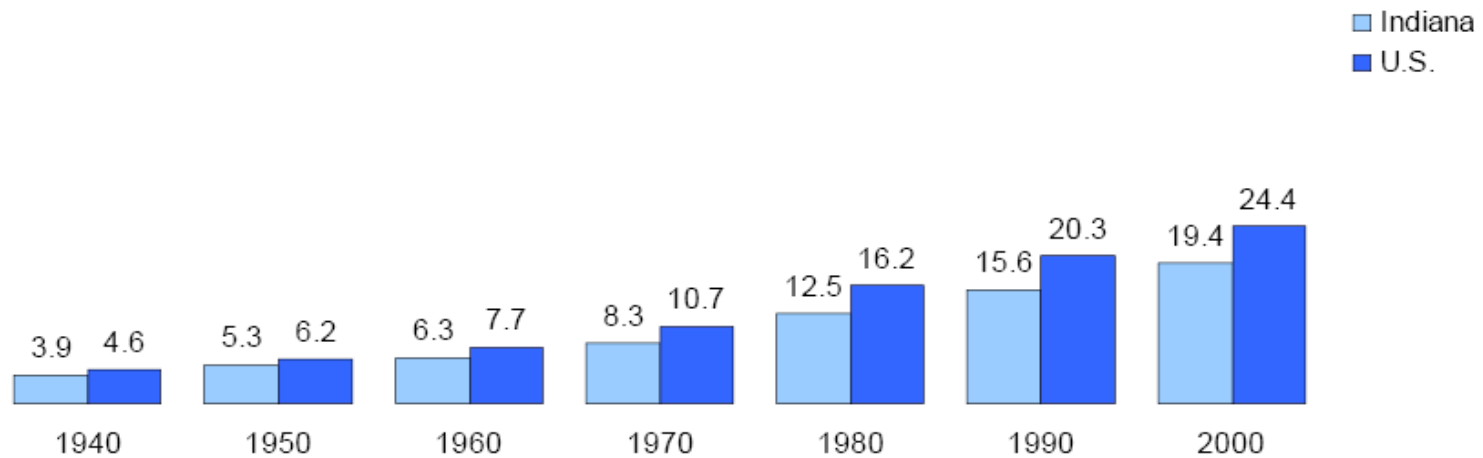
2008 113th Annual Meeting of the Higher
Learning Commission



INDIANA UNIVERSITY KOKOMO

Indiana

Percent of the Population 25 Years and Over with a Bachelor's Degree or More



Source: US Census Bureau)



INDIANA UNIVERSITY KOKOMO

National Picture College Drop-outs

“Nearly 6 in 10 college dropouts say they still hope to finish college.”

Source: 2006 PSB Poll in *microtrends* by Mark Penn with E. Kinney Zalesne, p. 303



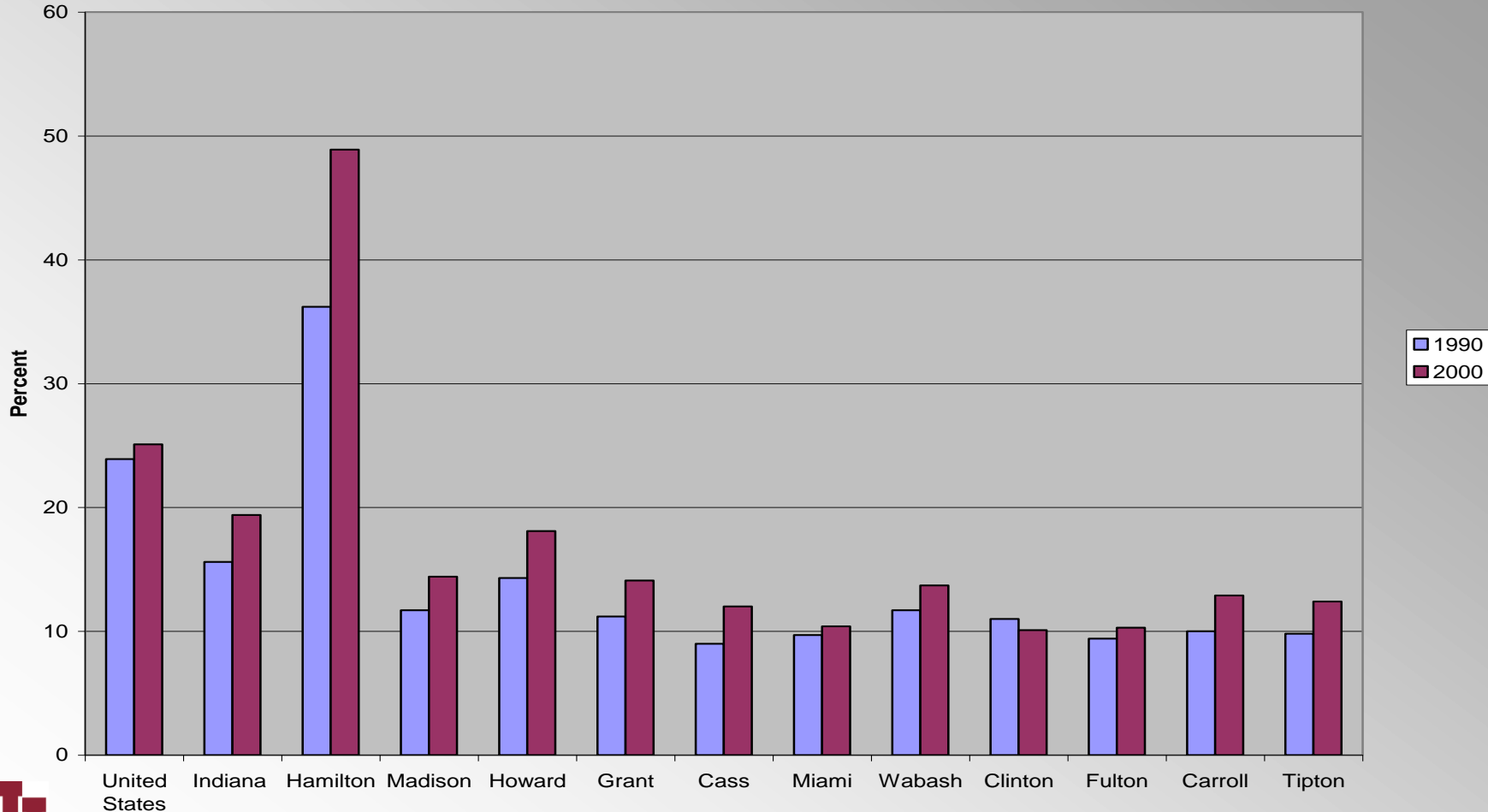
INDIANA UNIVERSITY KOKOMO

Other Stop-out Recovery Programs

- **University of New Mexico (Graduation Project)**
- **State of Kentucky (Project Graduate)**
- **State of Wisconsin (Adult Student Initiative-UWin)**
- **Graduate! Philadelphia**
- **University of Utah (Return to the U)**



Percentage of College Graduates Age 25+ in 1990 & 2000



INDIANA UNIVERSITY KOKOMO

Hybrid Learning

“ Our comparison of success and withdrawal rates in courses with varying Web presence reveals that classes featuring both face-to-face and Web components achieve higher success rates and comparable or lower withdrawal rates than those that are fully online or face-to-face.”

Dziuban, Charles, *Evaluating the Impact of a Distributed Learning Program* (F-light Article), University of Central Florida, April 2001



ACCELerated Evening College

- **In 2003, established ACCELerated Evening College in the hybrid format**
- **Moving from the “Sage on the Stage” to the “Guide on the Side”**
- **Instruction changing from “talk and chalk” to “hi-tech and hi-touch”**
- **The best of face-to-face and online**



“Project Complete”

A Stop-out Recovery Program

- **Also, in 2003, established data base of about 5000 former IU students residing in the IU Kokomo service region**
- **Began contacting them several times a year and holding information sessions**
- **In 2007 Launched the **Project Complete** scholarship demonstration program**



Indiana University Kokomo Project Complete Scholarships

2nd and Final Round Fall Semester 2008

- Scholarship of \$500 per semester for up to four semesters (WIRED grant)
- 331 offers to those with a 2.5 GPA or higher and 90 or more credits
- One letter returned as undeliverable
- Seven had completed a first bachelor's degree
- Six declined
- 31 accepted offer
- 17 overall enrolled as of 8/11/08



Scholarship Recipients Basic Statistics

Age

2 20's
12 30's
13 40's
5 50's

Gender

Female 26
Male 6

Hours Completed

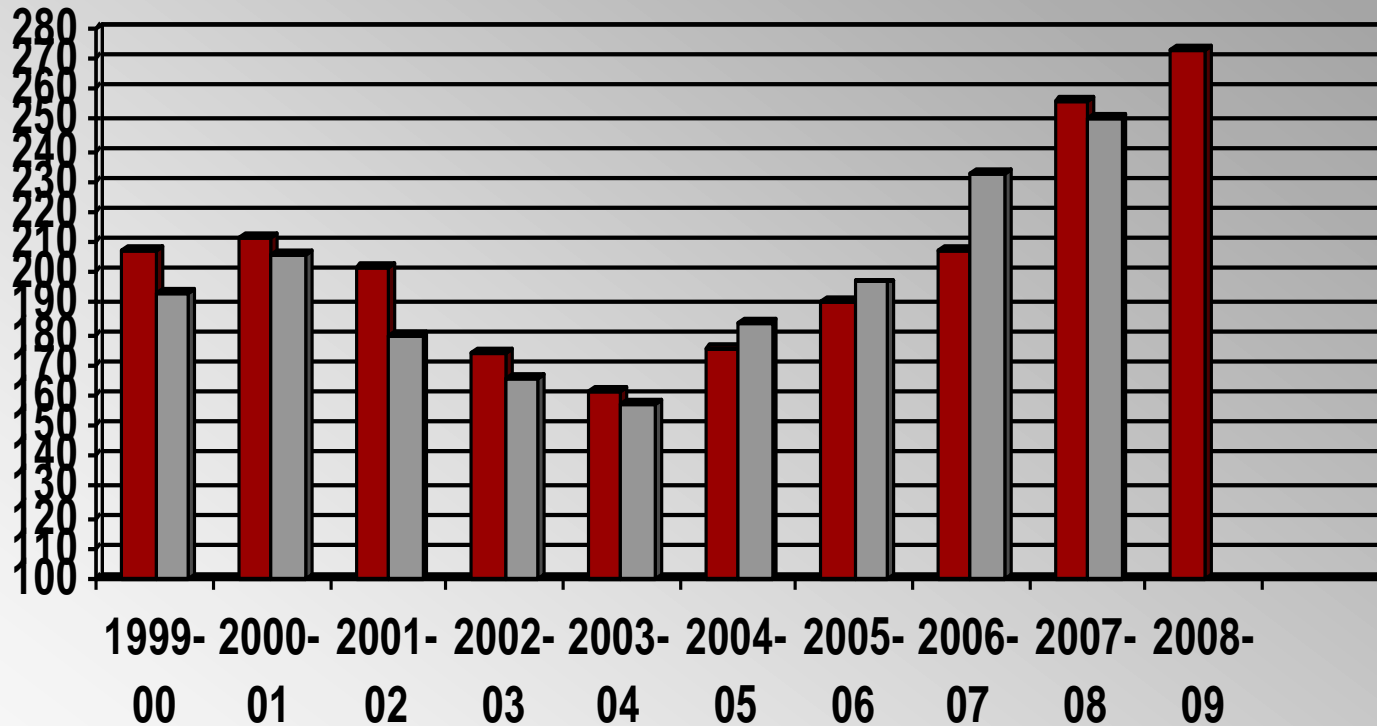
90-172

GPA

2.5-3.87



General Studies Enrollment



■ Fall Head Count ■ Spring Head Count



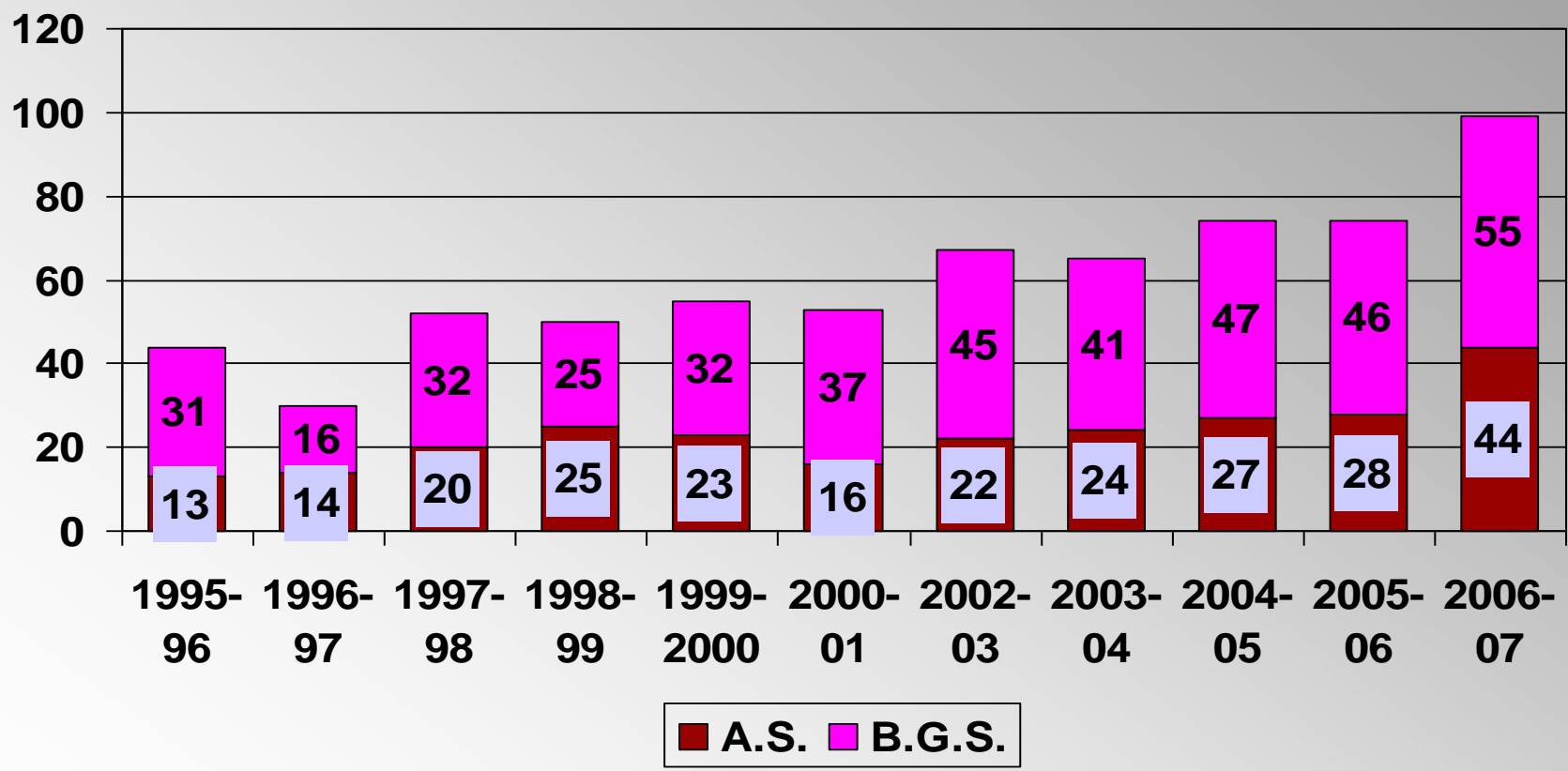
INDIANA UNIVERSITY KOKOMO

Results of Project Complete “Stop-out Recovery”

<u>Term</u>	<u>Stop-outs Recovered</u>	<u>Eventual Graduates</u>		<u>AAGS</u>	<u>BGS</u>
F 04	13	8	61.54%	1	7
S 05	12	8	66.67%	4	4
SU 05	10	3	33.30%	1	2
F 05	20	7	35.00%	2	5
S 06	27	16	59.26%	8	8
SU 06	10	4	40.00%	1	3
F 06	32	6	18.75%	3	3
S 07	41	9	21.95%	7	2
SU 07	10	4	40.00%	4	0
F 07	57	4	23.53%	3	1
S 08	<u>37</u>				
	269				
Totals as of 1/10/08					



IU Degree Completion Program Graduates 1996 - 2007



INDIANA UNIVERSITY KOKOMO

Celtic Tiger (A Story)

- 20 years ago not in European Union
- Now at top of the EU
- Formerly poorest country/ now the wealthiest
- Unemployment was over 18% in the 1980's---Now less than 4%



Celtic Tiger

- **Recent locating companies-Dell, Bell Labs, Apple, Google, Abbot Labs, Boston Scientific and more**
- **In the 1960's, 11% of age 19-24 were in college----Today 56% (U.S. 24%)**

Source: National CrossTalk, The Center for Public Policy and Higher Education, Vol. 15/No. 1—Winter 2007



INDIANA UNIVERSITY KOKOMO

***“The life expectancy of those with a
College degree is longer and does not
differ significantly based on race, creed
or ethnicity”***

**Harold Hodgkinson
Director, National Center on Demography
Indiana Education Policy Seminar
Indianapolis, Indiana University
July 16, 1994**



INDIANA UNIVERSITY KOKOMO